



CoreLine Waterproof – Projekteihin, joissa valolla on todella merkitystä

CoreLine Waterproof

CoreLine Waterproof täyttää CoreLine-lupauksen innovatiivisista, helppokäyttöisistä ja laadukkaista valaisimista. CoreLine Waterproof -mallistolla voidaan korvata perinteiset vedenkestävät valaisimet loisteputkilampuilla 18–58 W. Tuotteen muotoilu on kapea ja tyylikäs, joten tuttu ja arvostettu arkkitehtuuri on säilytetty. Asentaminen on nopeaa ja helppoa tehokkaan suunnittelun ansiosta. CoreLine Waterproof tarjoaa aiempaa paremman leveäkeilaisen valonjaon suoraan ja tehokkaaseen valaistukseen. Sarjassa on myös Interact Ready -valaisimia, joihin on integroitu langaton yhteys ja jotka voidaan liittää Interact-yhdyskäyttöviiniin, -tunnistimiin ja -ohjelmistoihin.

Hyödyt

- Energiansäästö ja pitkä käyttöikä alentavat käyttökustannuksia
- Kestävä rakenne älykkääseen, yksinkertaiseen ja nopeaan asennukseen
- Tasainen, leveäkeilainen valonjako, mikä tukee helppoa ja esteettistä valaistussuunnittelua

CoreLine Waterproof

Ominaisuudet

- Energiatehokas ja pitkäikäinen: jopa 140 lm/W ja 50 000 h L75
- Monia vaihtoehtoja: L600/1 200/1 500, jopa 8 000 lm, 4 000 K
- Älykäs tuotearkkitehtuuri, jonka sähköinen ja mekaaninen rakenne tekee asentamisesta helppoa ja joustavaa (pitkät liukusäätimet, nopea lukon aukaisu ja työkaluttomat sähköliitännät)
- Käytettävissä olevat valinnaiset ohjaimet ja versiot: DALI, integroitu langaton yhteys (Interact Ready), anturit (MDU), turvavalaistus (EL), vedenkestävä ulkoinen liitin helpompaan asennukseen (WEC), läpijohto (TW)

Käyttökohteet

- Pysäköintihallit
- Teollisuus
- Varastot
- Yleisvalaistus

Rajoitukset ja turvallisuus

- UV-säteily vahingoittaa materiaalia ajan mittaan. Tämä aiheuttaa vesitiiviiden tiivisteiden heikentymistä, jolloin IP65-luokitus ei välttämättä päde.
- Älä aseta valaisinta paikkaan, jossa se on alttiina suoralle auringonvalolle.

Spesifikaatiot

Käyttölämpötila	-20 ... +35 °C -20 ... +40 °C 0 ... +25 °C
Himmennys	Ei, kyllä, langaton himmennys
Liitäntälaitte	Tehonsyöttöyksikkö (PSD) Tehonsyöttöyksikkö (PSU)
Vastaava alkuväriämpötila	3000 K, 4000 K
Ottoteho alussa	15 W, 16 W, 20.5 W, 21 W, 21.5 W, 22 W, 24.3 W, 25 W, 25.5 W, 26 W, 27 W, 28.5 W, 28.6 W, 29 W, 29.5 W, 30 W, 30.5 W, 31 W, 33 W, 34 W, 35 W, 42.9 W, 43 W, 44 W, 45 W, 45.5 W, 48.5 W, 49 W, 50 W, 57.1 W, 60 W, 61 W, 63 W

Valovirta alussa	1800 lm, 1900 lm, 2500 lm, 2700 lm, 3100 lm, 3400 lm, 3700 lm, 4000 lm, 5500 lm, 5700 lm, 6000 lm, 6500 lm, 7500 lm, 8000 lm
Materiaali	Valaisinvarsi; kiinnike:
Materiaali	Runko: polykarbonaatti

Versions



Coreline Waterproof G2 LSC - LED
Module, system flux 2700 lm



CoreLine Waterproof

Versions



Tuotetiedot



CoreLine Waterproof WT120C G2
PCU-7DPP



CoreLine Waterproof WT120C G2
PCU-3DPP




CoreLine Waterproof WT120C G2
PCU-10DPP



CoreLine Waterproof WT120C G2
PCU-9DPP




CoreLine Waterproof WT120C G2
PCU-12DPP



CoreLine waterproof G2 (WT120C
G2),MDU, Motion Detection Unit

CoreLine Waterproof

Tuotetiedot




CoreLine Waterproof WT120C G2
PCU-2DPP



CoreLine Waterproof WT120C G2
PCU-13DPP



CoreLine Waterproof WT120C G2
PCU-8DPP



CoreLine waterproof G2 (WT120C
G2),MDU, Motion Detection Unit



CoreLine Waterproof WT120C G2
PCU-11DPP



CoreLine waterproof G2 (WT120C
G2),Emergency lighting, TrustSight

CoreLine Waterproof

Hyväksyntä ja käyttökohteet

Mek. iskun suojauskoodi	IK08
IP-luokka	IP65

Käyttö ja sähkötiedot

Ottojännite	220 - 240 V
-------------	-------------

Yleistä tietoa

CE-merkintä	CE-merkintä
Suojausluokka IEC	Suojausluokka I
Liitäntälaite sisältyy toimitukseen	Kyllä
ENEC-merkintä	ENEC-merkintä
Tulenarkuusmerkintä	Soveltuu asennettavaksi helposti syttyville pinnoille
Hehkulankatesti	Lämpötila 850 °C, kesto 30 s
Valonlähde vaihdettavissa	Ei
Liitäntälaitteiden määrä	1 yksikkö
Optiikan tyyppi	110

Suorituskyky alussa (IEC-yhteensopiva)

Alun värinottoindeksi	>80
Valovuotoleranssi	+/-10%

Mekaaniset tiedot ja runko

Väri	Harmaa
------	--------

-

Order Code	Full Product Name	Liitäntälaitteen vikaantumisaste 5 000 tunnin kohdalla
910505100036	WT120C G2 LED19S/840 PSU MDU L600	0,13 %
910505100038	WT120C G2 LED19S/840 PSD L600	0,13 %
910505100050	WT120C G2 LED40S/840 PSU WEC L1200	0,13 %
910505100051	WT120C G2 LED40S/840 PSU TW1 WEC L1200	0,13 %
910505100069	WT120C G2 LED60S/840 PSU WEC L1500	0,13 %
910505100070	WT120C G2 LED60S/840 PSU TW1 WEC L1500	0,13 %
911401823480	WT120C G2 LED19S/840 PSU L600	0,13 %
910505100039	WT120C G2 LED27S/840 PSU TW3 L1200	0,13 %
910505100040	WT120C G2 LED27S/840 PSU MDU L1200	0,13 %
910505100041	WT120C G2 LED27S/840 PSU MDU TW3 L1200	0,13 %
910505100042	WT120C G2 LED27S/840 PSU ELB3 L1200	0,13 %
910505100044	WT120C G2 LED27S/840 PSD L1200	0,13 %
910505100045	WT120C G2 LED27S/840 PSD ELB3 L1200	0,13 %
910505100047	WT120C G2 LED40S/840 PSU TW3 L1200	0,13 %
910505100048	WT120C G2 LED40S/840 PSU MDU L1200	0,13 %
910505100049	WT120C G2 LED40S/840 PSU MDU TW3 L1200	0,13 %
910505100052	WT120C G2 LED40S/840 IA1 L1200	0,13 %
910505100053	WT120C G2 LED40S/840 PSD L1200	0,13 %
910505100054	WT120C G2 LED40S/840 PSU ELB3 L1200	0,13 %
910505100055	WT120C G2 LED40S/840 PSU MDU ELB3 L1200	0,13 %
910505100056	WT120C G2 LED40S/840 IA1 ELB3 L1200	0,13 %
910505100057	WT120C G2 LED40S/840 PSD ELB3 L1200	0,13 %
910505101032	WT120C G2 LED40S/840 IA1 TW3 L1200	-
910505101269	WT120C G2 LED40S/840 WIA L1200	-
910505101270	WT120C G2 LED40S/840 WIA ELB3 L1200	-
910505101273	WT120C G2 LED40S/840 WIA TW3 L1200	-
911401823580	WT120C G2 LED27S/840 PSU L1200	0,13 %
911401823780	WT120C G2 LED40S/840 PSU L1200	0,13 %
911401824681	WT120C G2 LED37S/830 PSU L1200	0,13 %
910505100058	WT120C G2 LED34S/840 PSU TW3 L1500	0,13 %
910505100059	WT120C G2 LED34S/840 PSU MDU L1500	0,13 %
910505100060	WT120C G2 LED34S/840 PSU MDU TW3 L1500	0,13 %
910505100061	WT120C G2 LED34S/840 PSD L1500	0,13 %
910505100062	WT120C G2 LED34S/840 PSU ELB3 L1500	0,13 %
910505100063	WT120C G2 LED34S/840 PSU MDU ELB3 L1500	0,13 %
910505100064	WT120C G2 LED34S/840 PSD ELB3 L1500	0,13 %
910505100066	WT120C G2 LED60S/840 PSU TW3 L1500	0,13 %
910505100067	WT120C G2 LED60S/840 PSU MDU L1500	0,13 %
910505100068	WT120C G2 LED60S/840 PSU MDU TW3 L1500	0,13 %
910505100071	WT120C G2 LED60S/840 IA1 L1500	0,13 %
910505100072	WT120C G2 LED60S/840 PSD L1500	0,13 %
910505100073	WT120C G2 LED60S/840 PSU ELB3 L1500	0,13 %
910505100074	WT120C G2 LED60S/840 PSU MDU ELB3 L1500	0,13 %
910505100075	WT120C G2 LED60S/840 IA1 ELB3 L1500	0,13 %
910505100076	WT120C G2 LED60S/840 PSD ELB3 L1500	0,13 %
910505100077	WT120C G2 LED80S/840 PSU TW3 L1500	0,13 %
910505100078	WT120C G2 LED80S/840 PSU MDU L1500	0,13 %
910505100079	WT120C G2 LED80S/840 PSD L1500	0,13 %
910505100080	WT120C G2 LED80S/840 PSU L1500 ELB3	0,13 %
910505101033	WT120C G2 LED60S/840 IA1 TW3 L1500	-

Order Code	Full Product Name	Liitäntälaitteen vikaantumisaste 5 000 tunnin kohdalla
910505101271	WT120C G2 LED65S/840 WIA L1500	-
910505101272	WT120C G2 LED65S/840 WIA ELB3 L1500	-
910505101274	WT120C G2 LED65S/840 WIA TW3 L1500	-
911401823680	WT120C G2 LED34S/840 PSU L1500	0,13 %
911401823880	WT120C G2 LED60S/840 PSU L1500	0,13 %
911401823980	WT120C G2 LED80S/840 PSU L1500	0,13 %
911401824781	WT120C G2 LED55S/830 PSU L1500	0,13 %
911401836980	WT120C G2 LED18S/840 PSU PCO L600	0,13 %
911401837080	WT120C G2 LED25S/840 PSU PCO L1200	0,13 %
911401837180	WT120C G2 LED31S/840 PSU PCO L1500	0,13 %
911401837280	WT120C G2 LED37S/840 PSU PCO L1200	0,13 %
911401837380	WT120C G2 LED57S/840 PSU PCO L1500	0,13 %
911401837480	WT120C G2 LED75S/840 PSU PCO L1500	0,13 %

Käyttökohteiden olosuhteet

Order Code	Full Product Name	Ympäristölämpötila-alue	Suurin himmennystaso	Soveltuu satunnaiseen sytytykseen/sammutukseen
910505100036	WT120C G2 LED19S/840 O PSU MDU L600	-20 ... +35 °C	Ei sovellettavissa	Kyllä
910505100038	WT120C G2 LED19S/840 O PSD L600	-20 ... +35 °C	1%	Ei sovellettavissa
910505100050	WT120C G2 LED40S/840 O PSU WEC L1200	-20 ... +35 °C	Ei sovellettavissa	Ei sovellettavissa
910505100051	WT120C G2 LED40S/840 O PSU TW1 WEC L1200	-20 ... +35 °C	Ei sovellettavissa	Ei sovellettavissa
910505100069	WT120C G2 LED60S/840 O PSU WEC L1500	-20 ... +35 °C	Ei sovellettavissa	Ei sovellettavissa
910505100070	WT120C G2 LED60S/840 O PSU TW1 WEC L1500	-20 ... +35 °C	Ei sovellettavissa	Ei sovellettavissa
911401823480	WT120C G2 LED19S/840 O PSU L600	-20 ... +40 °C	Ei sovellettavissa	Ei sovellettavissa
910505100039	WT120C G2 LED27S/840	-20 ... +35 °C	Ei sovellettavissa	Ei sovellettavissa

Order Code	Full Product Name	Ympäristölämpötila-alue	Suurin himmennystaso	Soveltuu satunnaiseen sytytykseen/sammutukseen
910505100040	O PSU TW3 L1200			
910505100040	WT120C G2 LED27S/840 O PSU MDU L1200	-20 ... +35 °C	Ei sovellettavissa	Kyllä
910505100041	WT120C G2 LED27S/840 O PSU MDU TW3 L1200	-20 ... +35 °C	Ei sovellettavissa	Kyllä
910505100042	WT120C G2 LED27S/840 O PSU ELB3 L1200	0 ... +25 °C	Ei sovellettavissa	Ei sovellettavissa
910505100044	WT120C G2 LED27S/840 O PSD L1200	-20 ... +35 °C	1%	Ei sovellettavissa
910505100045	WT120C G2 LED27S/840 O PSD ELB3 L1200	0 ... +25 °C	1%	Ei sovellettavissa
910505100047	WT120C G2 LED40S/840 O PSU TW3 L1200	-20 ... +35 °C	Ei sovellettavissa	Ei sovellettavissa
910505100048	WT120C G2 LED40S/840 O PSU MDU L1200	-20 ... +35 °C	Ei sovellettavissa	Kyllä

CoreLine Waterproof

Order Code	Full Product Name	Ympäristölämpötila-alue	Suurin himmennystaso	Soveltuu satunnaiseen sytytykseen/sammutukseen
910505100049	WT120C G2 LED40S/84 0 PSU MDU TW3 L1200	-20 ... +35 °C	Ei	Kyllä
910505100052	WT120C G2 LED40S/84 0 IA1 L1200	-20 ... +35 °C	10%	Ei
910505100053	WT120C G2 LED40S/84 0 PSD L1200	-20 ... +35 °C	1%	Ei
910505100054	WT120C G2 LED40S/84 0 PSU ELB3 L1200	0 ... +25 °C	Ei	Ei
910505100055	WT120C G2 LED40S/84 0 PSU MDU ELB3 L1200	0 ... +25 °C	Ei	Kyllä
910505100056	WT120C G2 LED40S/84 0 IA1 ELB3 L1200	0 ... +25 °C	10%	Ei
910505100057	WT120C G2 LED40S/84 0 PSD ELB3 L1200	0 ... +25 °C	1%	Ei
910505101032	WT120C G2 LED40S/84 0 IA1 TW3 L1200	-20 ... +35 °C	10%	Ei
910505101269	WT120C G2 LED40S/84 0 WIA L1200	-20 ... +35 °C	10%	Ei
910505101270	WT120C G2 LED40S/84 0 WIA ELB3 L1200	0 ... +25 °C	10%	Ei
910505101273	WT120C G2 LED40S/84 0 WIA TW3 L1200	-20 ... +35 °C	10%	Ei
911401823580	WT120C G2 LED27S/84 0 PSU L1200	-20 ... +40 °C	Ei	Ei
911401823780	WT120C G2 LED40S/84	-20 ... +40 °C	Ei	Ei

Order Code	Full Product Name	Ympäristölämpötila-alue	Suurin himmennystaso	Soveltuu satunnaiseen sytytykseen/sammutukseen
	0 PSU L1200			
911401824681	WT120C G2 LED37S/83 0 PSU L1200	-20 ... +40 °C	Ei	Ei
910505100058	WT120C G2 LED34S/84 0 PSU TW3 L1500	-20 ... +35 °C	Ei	Ei
910505100059	WT120C G2 LED34S/84 0 PSU MDU L1500	-20 ... +35 °C	Ei	Kyllä
910505100060	WT120C G2 LED34S/84 0 PSU MDU TW3 L1500	-20 ... +35 °C	Ei	Kyllä
910505100061	WT120C G2 LED34S/84 0 PSD L1500	-20 ... +35 °C	1%	Ei
910505100062	WT120C G2 LED34S/84 0 PSU ELB3 L1500	0 ... +25 °C	Ei	Ei
910505100063	WT120C G2 LED34S/84 0 PSU MDU ELB3 L1500	0 ... +25 °C	Ei	Kyllä
910505100064	WT120C G2 LED34S/84 0 PSD ELB3 L1500	0 ... +25 °C	1%	Ei
910505100066	WT120C G2 LED60S/84 0 PSU TW3 L1500	-20 ... +35 °C	Ei	Ei
910505100067	WT120C G2 LED60S/84 0 PSU MDU L1500	-20 ... +35 °C	Ei	Kyllä
910505100068	WT120C G2 LED60S/84 0 PSU MDU TW3 L1500	-20 ... +35 °C	Ei	Kyllä
910505100071	WT120C G2 LED60S/84 0 IA1 L1500	-20 ... +35 °C	10%	Ei

CoreLine Waterproof

Order Code	Full Product Name	Ympäristölämpötila-alue	Suurin himmennystaso	Soveltuu satunnaiseen sytytykseen/sammutukseen
910505100072	WT120C G2 LED60S/84 0 PSD L1500	-20 ... +35 °C	1%	Ei sovellettavissa
910505100073	WT120C G2 LED60S/84 0 PSU ELB3 L1500	0 ... +25 °C	Ei sovellettavissa	Ei sovellettavissa
910505100074	WT120C G2 LED60S/84 0 PSU MDU ELB3 L1500	0 ... +25 °C	Ei sovellettavissa	Kyllä
910505100075	WT120C G2 LED60S/84 0 IA1 ELB3 L1500	0 ... +25 °C	10%	Ei sovellettavissa
910505100076	WT120C G2 LED60S/84 0 PSD ELB3 L1500	0 ... +25 °C	1%	Ei sovellettavissa
910505100077	WT120C G2 LED80S/84 0 PSU TW3 L1500	-20 ... +35 °C	Ei sovellettavissa	Ei sovellettavissa
910505100078	WT120C G2 LED80S/84 0 PSU MDU L1500	-20 ... +35 °C	Ei sovellettavissa	Kyllä
910505100079	WT120C G2 LED80S/84 0 PSD L1500	-20 ... +35 °C	1%	Ei sovellettavissa
910505100080	WT120C G2 LED80S/84 0 PSU L1500 ELB3	0 ... +25 °C	Ei sovellettavissa	Ei sovellettavissa
910505101033	WT120C G2 LED60S/84 0 IA1 TW3 L1500	-20 ... +35 °C	10%	Ei sovellettavissa
910505101271	WT120C G2 LED65S/84 0 WIA L1500	-20 ... +35 °C	10%	Ei sovellettavissa
910505101272	WT120C G2 LED65S/84	0 ... +25 °C	10%	Ei sovellettavissa

Order Code	Full Product Name	Ympäristölämpötila-alue	Suurin himmennystaso	Soveltuu satunnaiseen sytytykseen/sammutukseen
	0 WIA ELB3 L1500			
910505101274	WT120C G2 LED65S/84 0 WIA TW3 L1500	-20 ... +35 °C	10%	Ei sovellettavissa
911401823680	WT120C G2 LED34S/84 0 PSU L1500	-20 ... +40 °C	Ei sovellettavissa	Ei sovellettavissa
911401823880	WT120C G2 LED60S/84 0 PSU L1500	-20 ... +40 °C	Ei sovellettavissa	Ei sovellettavissa
911401823980	WT120C G2 LED80S/84 0 PSU L1500	-20 ... +40 °C	Ei sovellettavissa	Ei sovellettavissa
911401824781	WT120C G2 LED55S/83 0 PSU L1500	-20 ... +40 °C	Ei sovellettavissa	Ei sovellettavissa
911401836980	WT120C G2 LED18S/84 0 PSU PCO L600	-20 ... +40 °C	Ei sovellettavissa	Ei sovellettavissa
911401837080	WT120C G2 LED25S/84 0 PSU PCO L1200	-20 ... +40 °C	Ei sovellettavissa	Ei sovellettavissa
911401837180	WT120C G2 LED31S/84 0 PSU PCO L1500	-20 ... +40 °C	Ei sovellettavissa	Ei sovellettavissa
911401837280	WT120C G2 LED37S/84 0 PSU PCO L1200	-20 ... +40 °C	Ei sovellettavissa	Ei sovellettavissa
911401837380	WT120C G2 LED57S/84 0 PSU PCO L1500	-20 ... +40 °C	Ei sovellettavissa	Ei sovellettavissa
911401837480	WT120C G2 LED75S/84 0 PSU PCO L1500	-20 ... +40 °C	Ei sovellettavissa	Ei sovellettavissa

Ohjaujärjestelmät ja himmennys

CoreLine Waterproof

Order Code	Full Product Name	Himmennettävä
910505100036	WT120C G2 LED19S/840 PSU MDU L600	Ei
910505100038	WT120C G2 LED19S/840 PSD L600	Kyllä
910505100050	WT120C G2 LED40S/840 PSU WEC L1200	Ei
910505100051	WT120C G2 LED40S/840 PSU TW1 WEC L1200	Ei
910505100069	WT120C G2 LED60S/840 PSU WEC L1500	Ei
910505100070	WT120C G2 LED60S/840 PSU TW1 WEC L1500	Ei
911401823480	WT120C G2 LED19S/840 PSU L600	Ei
910505100039	WT120C G2 LED27S/840 PSU TW3 L1200	Ei
910505100040	WT120C G2 LED27S/840 PSU MDU L1200	Ei
910505100041	WT120C G2 LED27S/840 PSU MDU TW3 L1200	Ei
910505100042	WT120C G2 LED27S/840 PSU ELB3 L1200	Ei
910505100044	WT120C G2 LED27S/840 PSD L1200	Kyllä
910505100045	WT120C G2 LED27S/840 PSD ELB3 L1200	Kyllä
910505100047	WT120C G2 LED40S/840 PSU TW3 L1200	Ei
910505100048	WT120C G2 LED40S/840 PSU MDU L1200	Ei
910505100049	WT120C G2 LED40S/840 PSU MDU TW3 L1200	Ei
910505100052	WT120C G2 LED40S/840 IA1 L1200	Langaton himmennys
910505100053	WT120C G2 LED40S/840 PSD L1200	Kyllä
910505100054	WT120C G2 LED40S/840 PSU ELB3 L1200	Ei
910505100055	WT120C G2 LED40S/840 PSU MDU ELB3 L1200	Ei
910505100056	WT120C G2 LED40S/840 IA1 ELB3 L1200	Langaton himmennys
910505100057	WT120C G2 LED40S/840 PSD ELB3 L1200	Kyllä
910505101032	WT120C G2 LED40S/840 IA1 TW3 L1200	Langaton himmennys
910505101269	WT120C G2 LED40S/840 WIA L1200	Langaton himmennys
910505101270	WT120C G2 LED40S/840 WIA ELB3 L1200	Langaton himmennys
910505101273	WT120C G2 LED40S/840 WIA TW3 L1200	Langaton himmennys
911401823580	WT120C G2 LED27S/840 PSU L1200	Ei
911401823780	WT120C G2 LED40S/840 PSU L1200	Ei
911401824681	WT120C G2 LED37S/830 PSU L1200	Ei
910505100058	WT120C G2 LED34S/840 PSU TW3 L1500	Ei
910505100059	WT120C G2 LED34S/840 PSU MDU L1500	Ei
910505100060	WT120C G2 LED34S/840 PSU MDU TW3 L1500	Ei

Order Code	Full Product Name	Himmennettävä
910505100061	WT120C G2 LED34S/840 PSD L1500	Kyllä
910505100062	WT120C G2 LED34S/840 PSU ELB3 L1500	Ei
910505100063	WT120C G2 LED34S/840 PSU MDU ELB3 L1500	Ei
910505100064	WT120C G2 LED34S/840 PSD ELB3 L1500	Kyllä
910505100066	WT120C G2 LED60S/840 PSU TW3 L1500	Ei
910505100067	WT120C G2 LED60S/840 PSU MDU L1500	Ei
910505100068	WT120C G2 LED60S/840 PSU MDU TW3 L1500	Ei
910505100071	WT120C G2 LED60S/840 IA1 L1500	Langaton himmennys
910505100072	WT120C G2 LED60S/840 PSD L1500	Kyllä
910505100073	WT120C G2 LED60S/840 PSU ELB3 L1500	Ei
910505100074	WT120C G2 LED60S/840 PSU MDU ELB3 L1500	Ei
910505100075	WT120C G2 LED60S/840 IA1 ELB3 L1500	Langaton himmennys
910505100076	WT120C G2 LED60S/840 PSD ELB3 L1500	Kyllä
910505100077	WT120C G2 LED80S/840 PSU TW3 L1500	Ei
910505100078	WT120C G2 LED80S/840 PSU MDU L1500	Ei
910505100079	WT120C G2 LED80S/840 PSD L1500	Kyllä
910505100080	WT120C G2 LED80S/840 PSU L1500 ELB3	Ei
910505101033	WT120C G2 LED60S/840 IA1 TW3 L1500	Langaton himmennys
910505101271	WT120C G2 LED65S/840 WIA L1500	Langaton himmennys
910505101272	WT120C G2 LED65S/840 WIA ELB3 L1500	Langaton himmennys
910505101274	WT120C G2 LED65S/840 WIA TW3 L1500	Langaton himmennys
911401823680	WT120C G2 LED34S/840 PSU L1500	Ei
911401823880	WT120C G2 LED60S/840 PSU L1500	Ei
911401823980	WT120C G2 LED80S/840 PSU L1500	Ei
911401824781	WT120C G2 LED55S/830 PSU L1500	Ei
911401836980	WT120C G2 LED18S/840 PSU PCO L600	Ei
911401837080	WT120C G2 LED25S/840 PSU PCO L1200	Ei
911401837180	WT120C G2 LED31S/840 PSU PCO L1500	Ei
911401837280	WT120C G2 LED37S/840 PSU PCO L1200	Ei
911401837380	WT120C G2 LED57S/840 PSU PCO L1500	Ei
911401837480	WT120C G2 LED75S/840 PSU PCO L1500	Ei

Yleistä tietoa

Order Code	Full Product Name	Turvavaaistus	Lamppuperheen koodi	Upotettu ohjaus	Tuoteperheen koodi
910505100036	WT120C G2 LED19S/840 PSU MDU L600	-	LED27S	-	WT130C
910505100038	WT120C G2 LED19S/840 PSD L600	-	LED19S	-	WT130C
910505100050	WT120C G2 LED40S/840 PSU WEC L1200	-	LED40S	-	WT130C

Order Code	Full Product Name	Turvavaaistus	Lamppuperheen koodi	Upotettu ohjaus	Tuoteperheen koodi
910505100061	WT120C G2 LED34S/840 PSD L1500	-	LED40S	-	WT130C
910505100062	WT120C G2 LED34S/840 PSU ELB3 L1500	-	LED40S/840 PSU TW1 WEC L1200	-	WT130C
910505100063	WT120C G2 LED34S/840 PSU MDU ELB3 L1500	-	LED60S	-	WT130C
910505100064	WT120C G2 LED34S/840 PSD ELB3 L1500	-	LED60S/840 PSU	-	WT130C

CoreLine Waterproof

Order Code	Full Product Name	Turvavalaistus	Lamppuperheen koodi	Upotettu ohjaus	Tuoteperheen koodi
	WEC L1500				
910505100070	WT120C G2 LED60S/ 840 PSU TW1 WEC L1500	-	LED60S	-	WT130C
911401823480	WT120C G2 LED19S/8 40 PSU L600	-	-	-	-
910505100039	WT120C G2 LED27S/8 40 PSU TW3 L1200	-	LED27S	-	WT130C
910505100040	WT120C G2 LED27S/8 40 PSU MDU L1200	-	LED27S	-	WT130C
910505100041	WT120C G2 LED27S/8 40 PSU MDU TW3 L1200	-	LED27S	-	WT130C
910505100042	WT120C G2 LED27S/8 40 PSU ELB3 L1200	EL3	LED27S	-	WT130C
910505100044	WT120C G2 LED27S/8 40 PSD L1200	-	LED27S	-	WT130C
910505100045	WT120C G2 LED27S/8 40 PSD ELB3 L1200	EL3	LED27S	-	WT130C
910505100047	WT120C G2	-	LED40S	-	WT130C

Order Code	Full Product Name	Turvavalaistus	Lamppuperheen koodi	Upotettu ohjaus	Tuoteperheen koodi
	LED40S/ 840 PSU TW3 L1200				
910505100048	WT120C G2 LED40S/ 840 PSU MDU L1200	-	LED40S	-	WT130C
910505100049	WT120C G2 LED40S/ 840 PSU MDU TW3 L1200	-	LED40S	-	WT130C
910505100052	WT120C G2 LED40S/ 840 IA1 L1200	-	LED40S	-	WT130C
910505100053	WT120C G2 LED40S/ 840 PSD L1200	-	LED40S	-	WT130C
910505100054	WT120C G2 LED40S/ 840 PSU ELB3 L1200	EL3	LED40S	-	WT130C
910505100055	WT120C G2 LED40S/ 840 PSU MDU ELB3 L1200	EL3	LED40S	MDU	WT130C
910505100056	WT120C G2 LED40S/ 840 IA1 ELB3 L1200	EL3	LED40S	-	WT130C
910505100057	WT120C G2 LED40S/ 840 PSD	EL3	LED40S	-	WT130C

CoreLine Waterproof

Order Code	Full Product Name	Turvavalaistus	Lamppuperheen koodi	Upotettu ohjaus	Tuoteperheen koodi
	ELB3 L1200				
910505101032	WT120C G2 LED40S/ 840 IA1 TW3 L1200	-	-	-	WT130C
910505101269	WT120C G2 LED40S/ 840 WIA L1200	-	-	-	WT130C
910505101270	WT120C G2 LED40S/ 840 WIA ELB3 L1200	EL3	-	-	WT130C
910505101273	WT120C G2 LED40S/ 840 WIA TW3 L1200	-	-	-	WT130C
911401823580	WT120C G2 LED27S/8 40 PSU L1200	-	-	-	-
911401823780	WT120C G2 LED40S/ 840 PSU L1200	-	-	-	-
911401824681	WT120C G2 LED37S/8 30 PSU L1200	-	-	-	-
910505100058	WT120C G2 LED34S/8 40 PSU TW3 L1500	-	LED34S	-	WT130C
910505100059	WT120C G2 LED34S/8 40 PSU	-	LED34S	-	WT130C

Order Code	Full Product Name	Turvavalaistus	Lamppuperheen koodi	Upotettu ohjaus	Tuoteperheen koodi
	MDU L1500				
910505100060	WT120C G2 LED34S/8 40 PSU MDU TW3 L1500	-	LED34S	-	WT130C
910505100061	WT120C G2 LED34S/8 40 PSD L1500	-	LED34S	-	WT130C
910505100062	WT120C G2 LED34S/8 40 PSU ELB3 L1500	EL3	LED34S	-	WT130C
910505100063	WT120C G2 LED34S/8 40 PSU MDU ELB3 L1500	EL3	LED34S	MDU	WT130C
910505100064	WT120C G2 LED34S/8 40 PSD ELB3 L1500	EL3	LED34S	-	WT130C
910505100066	WT120C G2 LED60S/ 840 PSU TW3 L1500	-	LED60S	-	WT130C
910505100067	WT120C G2 LED60S/ 840 PSU MDU L1500	-	LED60S	-	WT130C
910505100068	WT120C G2 LED60S/ 840 PSU MDU TW3 L1500	-	LED60S	-	WT130C

CoreLine Waterproof

Order Code	Full Product Name	Turvavalaistus	Lamppuperheen koodi	Upotettu ohjaus	Tuoteperheen koodi
910505100071	WT120C G2 LED60S/ 840 IA1 L1500	-	LED60S	-	WT130C
910505100072	WT120C G2 LED60S/ 840 PSD L1500	-	LED60S	-	WT130C
910505100073	WT120C G2 LED60S/ 840 PSU ELB3 L1500	EL3	LED60S	-	WT130C
910505100074	WT120C G2 LED60S/ 840 PSU MDU ELB3 L1500	EL3	LED60S	MDU	WT130C
910505100075	WT120C G2 LED60S/ 840 IA1 ELB3 L1500	EL3	LED60S	-	WT130C
910505100076	WT120C G2 LED60S/ 840 PSD ELB3 L1500	EL3	LED60S	-	WT130C
910505100077	WT120C G2 LED80S/ 840 PSU TW3 L1500	-	LED80S	-	WT130C
910505100078	WT120C G2 LED80S/ 840 PSU MDU L1500	-	LED80S	-	WT130C
910505100079	WT120C G2 LED80S/	-	LED80S	-	WT130C

Order Code	Full Product Name	Turvavalaistus	Lamppuperheen koodi	Upotettu ohjaus	Tuoteperheen koodi
	840 PSD L1500				
910505100080	WT120C G2 LED80S/ 840 PSU L1500 ELB3	EL3	LED80S	-	WT130C
910505101033	WT120C G2 LED60S/ 840 IA1 TW3 L1500	-	-	-	WT130C
910505101271	WT120C G2 LED65S/8 40 WIA L1500	-	-	-	WT130C
910505101272	WT120C G2 LED65S/8 40 WIA ELB3 L1500	EL3	-	-	WT130C
910505101274	WT120C G2 LED65S/8 40 WIA TW3 L1500	-	-	-	WT130C
911401823680	WT120C G2 LED34S/8 40 PSU L1500	-	-	-	-
911401823880	WT120C G2 LED60S/ 840 PSU L1500	-	-	-	-
911401823980	WT120C G2 LED80S/ 840 PSU L1500	-	-	-	-
911401824781	WT120C G2 LED55S/8	-	-	-	-

CoreLine Waterproof

Order Code	Full Product		Lamppuperheen	Upotettu	Tuoteperheen
	Name	Turvavalaistus	koodi	ohjaus	koodi
	30 PSU				
	L1500				
911401836980	WT120C	-	-	-	-
	G2				
	LED18S/8				
	40 PSU				
	PCO				
	L600				
911401837080	WT120C	-	-	-	-
	G2				
	LED25S/8				
	40 PSU				
	PCO				
	L1200				
911401837180	WT120C	-	-	-	-
	G2				
	LED31S/8				
	40 PSU				

Order Code	Full Product		Lamppuperheen	Upotettu	Tuoteperheen
	Name	Turvavalaistus	koodi	ohjaus	koodi
	PCO				
	L1500				
911401837280	WT120C	-	-	-	-
	G2				
	LED37S/8				
	40 PSU				
	PCO				
	L1200				
911401837380	WT120C	-	-	-	-
	G2				
	LED57S/8				
	40 PSU				
	PCO				
	L1500				
911401837480	WT120C	-	-	-	-
	G2				
	LED75S/8				
	40 PSU				
	PCO				
	L1500				

Suorituskyky alussa (IEC-yhteensopiva) (1/2)

Order Code	Full Product		Alun vast.	LED-valaisimen	Valovirta
	Name	Alkukromaattisuus	väriämpötila	tehokkuus alussa	alussa
910505100036	WT120C	(0.38,0.38)SDCM<=3	4000 K	119 lm/W	1900 lm
	G2				
	LED19S/8				
	40 PSU				
	MDU				
	L600				
910505100038	WT120C	(0.38,0.38)SDCM<=3	4000 K	119 lm/W	1900 lm
	G2				
	LED19S/8				
	40 PSD				
	L600				
910505100050	WT120C	(0.38,0.38)SDCM<=3	4000 K	138 lm/W	4000 lm
	G2				
	LED40S/				
	840 PSU				
	WEC				
	L1200				
910505100051	WT120C	(0.38,0.38)SDCM<=3	4000 K	138 lm/W	4000 lm
	G2				
	LED40S/				
	840 PSU				
	TW1 WEC				
	L1200				

Order Code	Full Product		Alun vast.	LED-valaisimen	Valovirta
	Name	Alkukromaattisuus	väriämpötila	tehokkuus alussa	alussa
910505100069	WT120C	(0.38,0.38)SDCM<=3	4000 K	136 lm/W	6000 lm
	G2				
	LED60S/				
	840 PSU				
	WEC				
	L1500				
910505100070	WT120C	(0.38,0.38)SDCM<=3	4000 K	136 lm/W	6000 lm
	G2				
	LED60S/				
	840 PSU				
	TW1 WEC				
	L1500				
911401823480	WT120C	(0.38,0.38)SDCM<=3	4000 K	127 lm/W	1900 lm
	G2				
	LED19S/8				
	40 PSU				
	L600				
910505100039	WT120C	(0.38,0.38)SDCM<=3	4000 K	129 lm/W	2700 lm
	G2				
	LED27S/8				
	40 PSU				
	TW3				
	L1200				

CoreLine Waterproof

Order Code	Full Product		Alun vast. värilämpötila	LED-valaisimen tehokkuus Valovirta	
	Name	Alkukromaattisuus		alussa	alussa
910505100040	WT120C G2 LED27S/8 40 PSU MDU L1200	(0.38,0.38)SDCM<=3	4000 K	126 lm/W	2700 lm
910505100041	WT120C G2 LED27S/8 40 PSU MDU TW3 L1200	(0.38,0.38)SDCM<=3	4000 K	126 lm/W	2700 lm
910505100042	WT120C G2 LED27S/8 40 PSU ELB3 L1200	(0.38,0.38)SDCM<=3	4000 K	106 lm/W	2700 lm
910505100044	WT120C G2 LED27S/8 40 PSD L1200	(0.38,0.38)SDCM<=3	4000 K	123 lm/W	2700 lm
910505100045	WT120C G2 LED27S/8 40 PSD ELB3 L1200	(0.38,0.38)SDCM<=3	4000 K	100 lm/W	2700 lm
910505100047	WT120C G2 LED40S/ 840 PSU TW3 L1200	(0.38,0.38)SDCM<=3	4000 K	133 lm/W	4000 lm
910505100048	WT120C G2 LED40S/ 840 PSU MDU L1200	(0.38,0.38)SDCM<=3	4000 K	133 lm/W	4000 lm
910505100049	WT120C G2 LED40S/ 840 PSU MDU TW3 L1200	(0.38,0.38)SDCM<=3	4000 K	133 lm/W	4000 lm
910505100052	WT120C G2	(0.38,0.38)SDCM<=3	4000 K	133 lm/W	4000 lm

Order Code	Full Product		Alun vast. värilämpötila	LED-valaisimen tehokkuus Valovirta	
	Name	Alkukromaattisuus		alussa	alussa
	LED40S/ 840 IA1 L1200				
910505100053	WT120C G2 LED40S/ 840 PSD L1200	(0.38,0.38)SDCM<=3	4000 K	133 lm/W	4000 lm
910505100054	WT120C G2 LED40S/ 840 PSU ELB3 L1200	(0.38,0.38)SDCM<=3	4000 K	118 lm/W	4000 lm
910505100055	WT120C G2 LED40S/ 840 PSU MDU ELB3 L1200	(0.38,0.38)SDCM<=3	4000 K	114 lm/W	4000 lm
910505100056	WT120C G2 LED40S/ 840 IA1 ELB3 L1200	(0.38,0.38)SDCM<=3	4000 K	121 lm/W	4000 lm
910505100057	WT120C G2 LED40S/ 840 PSD ELB3 L1200	(0.38,0.38)SDCM<=3	4000 K	114 lm/W	4000 lm
910505101032	WT120C G2 LED40S/ 840 IA1 TW3 L1200	(0.38,0.38)SDCM<=3	4000 K	133 lm/W	4000 lm
910505101269	WT120C G2 LED40S/ 840 WIA L1200	(0.38,0.38)SDCM<=3	4000 K	154 lm/W	4000 lm
910505101270	WT120C G2 LED40S/ 840 WIA	(0.38,0.38)SDCM<=3	4000 K	138 lm/W	4000 lm

CoreLine Waterproof

Order Code	Full Product Name	Alukromaattisuus	Alun vast. väriämpötila	LED-valaisimen tehokkuus alussa	Valovirta alussa
	ELB3 L1200				
910505101273	WT120C G2 LED40S/ 840 WIA TW3 L1200	(0.38,0.38)SDCM<=3	4000 K	154 lm/W	4000 lm
911401823580	WT120C G2 LED27S/8 40 PSU L1200	(0.38,0.38)SDCM<=3	4000 K	135 lm/W	2700 lm
911401823780	WT120C G2 LED40S/ 840 PSU L1200	(0.38,0.38)SDCM<=3	4000 K	143 lm/W	4000 lm
911401824681	WT120C G2 LED37S/8 30 PSU L1200	(0.43,0.40)SDCM<=3	3000 K	130 lm/W	3700 lm
910505100058	WT120C G2 LED34S/8 40 PSU TW3 L1500	(0.38,0.38)SDCM<=3	4000 K	136 lm/W	3400 lm
910505100059	WT120C G2 LED34S/8 40 PSU MDU L1500	(0.38,0.38)SDCM<=3	4000 K	133 lm/W	3400 lm
910505100060	WT120C G2 LED34S/8 40 PSU MDU TW3 L1500	(0.38,0.38)SDCM<=3	4000 K	133 lm/W	3400 lm
910505100061	WT120C G2 LED34S/8 40 PSD L1500	(0.38,0.38)SDCM<=3	4000 K	131 lm/W	3400 lm
910505100062	WT120C G2 LED34S/8	(0.38,0.38)SDCM<=3	4000 K	115 lm/W	3400 lm

Order Code	Full Product Name	Alukromaattisuus	Alun vast. väriämpötila	LED-valaisimen tehokkuus alussa	Valovirta alussa
	40 PSU ELB3 L1500				
910505100063	WT120C G2 LED34S/8 40 PSU MDU ELB3 L1500	(0.38,0.38)SDCM<=3	4000 K	110 lm/W	3400 lm
910505100064	WT120C G2 LED34S/8 40 PSD ELB3 L1500	(0.38,0.38)SDCM<=3	4000 K	111 lm/W	3400 lm
910505100066	WT120C G2 LED60S/ 840 PSU TW3 L1500	(0.38,0.38)SDCM<=3	4000 K	136 lm/W	6000 lm
910505100067	WT120C G2 LED60S/ 840 PSU MDU L1500	(0.38,0.38)SDCM<=3	4000 K	133 lm/W	6000 lm
910505100068	WT120C G2 LED60S/ 840 PSU MDU TW3 L1500	(0.38,0.38)SDCM<=3	4000 K	133 lm/W	6000 lm
910505100071	WT120C G2 LED60S/ 840 IA1 L1500	(0.38,0.38)SDCM<=3	4000 K	132 lm/W	6000 lm
910505100072	WT120C G2 LED60S/ 840 PSD L1500	(0.38,0.38)SDCM<=3	4000 K	133 lm/W	6000 lm
910505100073	WT120C G2 LED60S/ 840 PSU	(0.38,0.38)SDCM<=3	4000 K	122 lm/W	6000 lm

CoreLine Waterproof

Order Code	Full Product		Alun vast. väriämpötila	LED-valaisimen	
	Name	Alkukromaattisuus		tehokkuus	Valovirta
	ELB3				
	L1500				
910505100074	WT120C G2	(0.38,0.38)SDCM<=3	4000 K	120 lm/W	6000 lm
	LED60S/840 PSU				
	MDU				
	ELB3				
	L1500				
910505100075	WT120C G2	(0.38,0.38)SDCM<=3	4000 K	120 lm/W	6000 lm
	LED60S/840 IA1				
	ELB3				
	L1500				
910505100076	WT120C G2	(0.38,0.38)SDCM<=3	4000 K	122 lm/W	6000 lm
	LED60S/840 PSD				
	ELB3				
	L1500				
910505100077	WT120C G2	(0.38,0.38)SDCM<=3	4000 K	133 lm/W	8000 lm
	LED80S/840 PSU				
	TW3				
	L1500				
910505100078	WT120C G2	(0.38,0.38)SDCM<=3	4000 K	131 lm/W	8000 lm
	LED80S/840 PSU				
	MDU				
	L1500				
910505100079	WT120C G2	(0.38,0.38)SDCM<=3	4000 K	131 lm/W	8000 lm
	LED80S/840 PSD				
	L1500				
910505100080	WT120C G2	(0.38,0.38)SDCM<=3	4000 K	127 lm/W	8000 lm
	LED80S/840 PSU				
	L1500				
	ELB3				
910505101033	WT120C G2	(0.38,0.38)SDCM<=3	4000 K	132 lm/W	6000 lm
	LED60S/840 IA1				

Order Code	Full Product		Alun vast. väriämpötila	LED-valaisimen	
	Name	Alkukromaattisuus		tehokkuus	Valovirta
	TW3				
	L1500				
910505101271	WT120C G2	(0.38,0.38)SDCM<=3	4000 K	143 lm/W	6500 lm
	LED65S/840 WIA				
	L1500				
910505101272	WT120C G2	(0.38,0.38)SDCM<=3	4000 K	134 lm/W	6500 lm
	LED65S/840 WIA				
	ELB3				
	L1500				
910505101274	WT120C G2	(0.38,0.38)SDCM<=3	4000 K	143 lm/W	6500 lm
	LED65S/840 WIA				
	TW3				
	L1500				
911401823680	WT120C G2	(0.38,0.38)SDCM<=3	4000 K	142 lm/W	3400 lm
	LED34S/840 PSU				
	L1500				
911401823880	WT120C G2	(0.38,0.38)SDCM<=3	4000 K	143 lm/W	6000 lm
	LED60S/840 PSU				
	L1500				
911401823980	WT120C G2	(0.38,0.38)SDCM<=3	4000 K	140 lm/W	8000 lm
	LED80S/840 PSU				
	L1500				
911401824781	WT120C G2	(0.43,0.40)SDCM<=3	3000 K	128 lm/W	5500 lm
	LED55S/840 PSU				
	L1500				
911401836980	WT120C G2	(0.38,0.38)SDCM<=3	4000 K	120 lm/W	1800 lm
	LED18S/840 PSU				
	PCO				
	L600				
911401837080	WT120C G2	(0.38,0.38)SDCM<=3	4000 K	125 lm/W	2500 lm
	LED25S/840 PSU				

CoreLine Waterproof

Order Code	Full Product		Alun vast. värilämpötila	LED-valaisimen tehokkuus Valovirta	
	Name	Alkukromaattisuus		alus	alus
	PCO				
	L1200				
911401837180	WT120C G2 LED31S/8 40 PSU	(0.38,0.38)SDCM<=3	4000 K	129 lm/W	3100 lm
	PCO				
	L1500				
911401837280	WT120C G2 LED37S/8 40 PSU	(0.38,0.38)SDCM<=3	4000 K	132 lm/W	3700 lm

Order Code	Full Product		Alun vast. värilämpötila	LED-valaisimen tehokkuus Valovirta	
	Name	Alkukromaattisuus		alus	alus
	PCO				
	L1200				
911401837380	WT120C G2 LED57S/8 40 PSU	(0.38,0.38)SDCM<=3	4000 K	136 lm/W	5700 lm
	PCO				
	L1500				
911401837480	WT120C G2 LED75S/8 40 PSU	(0.38,0.38)SDCM<=3	4000 K	132 lm/W	7500 lm
	PCO				
	L1500				

Suorituskyky alussa (IEC-yhteensopiva) (2/2)

Order Code	Full Product Name	Ottoteho alussa
910505100036	WT120C G2 LED19S/840 PSU MDU L600	16 W
910505100038	WT120C G2 LED19S/840 PSD L600	16 W
910505100050	WT120C G2 LED40S/840 PSU WEC L1200	29 W
910505100051	WT120C G2 LED40S/840 PSU TW1 WEC L1200	29 W
910505100069	WT120C G2 LED60S/840 PSU WEC L1500	44 W
910505100070	WT120C G2 LED60S/840 PSU TW1 WEC L1500	44 W
911401823480	WT120C G2 LED19S/840 PSU L600	15 W
910505100039	WT120C G2 LED27S/840 PSU TW3 L1200	21 W
910505100040	WT120C G2 LED27S/840 PSU MDU L1200	21.5 W
910505100041	WT120C G2 LED27S/840 PSU MDU TW3 L1200	21.5 W
910505100042	WT120C G2 LED27S/840 PSU ELB3 L1200	25.5 W
910505100044	WT120C G2 LED27S/840 PSD L1200	22 W
910505100045	WT120C G2 LED27S/840 PSD ELB3 L1200	27 W
910505100047	WT120C G2 LED40S/840 PSU TW3 L1200	30 W
910505100048	WT120C G2 LED40S/840 PSU MDU L1200	30 W
910505100049	WT120C G2 LED40S/840 PSU MDU TW3 L1200	30 W
910505100052	WT120C G2 LED40S/840 IA1 L1200	30 W
910505100053	WT120C G2 LED40S/840 PSD L1200	30 W
910505100054	WT120C G2 LED40S/840 PSU ELB3 L1200	34 W
910505100055	WT120C G2 LED40S/840 PSU MDU ELB3 L1200	35 W
910505100056	WT120C G2 LED40S/840 IA1 ELB3 L1200	33 W
910505100057	WT120C G2 LED40S/840 PSD ELB3 L1200	35 W
910505101032	WT120C G2 LED40S/840 IA1 TW3 L1200	30 W
910505101269	WT120C G2 LED40S/840 WIA L1200	26 W
910505101270	WT120C G2 LED40S/840 WIA ELB3 L1200	29 W
910505101273	WT120C G2 LED40S/840 WIA TW3 L1200	26 W
911401823580	WT120C G2 LED27S/840 PSU L1200	20.5 W
911401823780	WT120C G2 LED40S/840 PSU L1200	28.6 W
911401824681	WT120C G2 LED37S/830 PSU L1200	28.5 W
910505100058	WT120C G2 LED34S/840 PSU TW3 L1500	25 W
910505100059	WT120C G2 LED34S/840 PSU MDU L1500	25.5 W

Order Code	Full Product Name	Ottoteho alussa
910505100060	WT120C G2 LED34S/840 PSU MDU TW3 L1500	25.5 W
910505100061	WT120C G2 LED34S/840 PSD L1500	26 W
910505100062	WT120C G2 LED34S/840 PSU ELB3 L1500	29.5 W
910505100063	WT120C G2 LED34S/840 PSU MDU ELB3 L1500	31 W
910505100064	WT120C G2 LED34S/840 PSD ELB3 L1500	30.5 W
910505100066	WT120C G2 LED60S/840 PSU TW3 L1500	44 W
910505100067	WT120C G2 LED60S/840 PSU MDU L1500	45 W
910505100068	WT120C G2 LED60S/840 PSU MDU TW3 L1500	45 W
910505100071	WT120C G2 LED60S/840 IA1 L1500	45.5 W
910505100072	WT120C G2 LED60S/840 PSD L1500	45 W
910505100073	WT120C G2 LED60S/840 PSU ELB3 L1500	49 W
910505100074	WT120C G2 LED60S/840 PSU MDU ELB3 L1500	50 W
910505100075	WT120C G2 LED60S/840 IA1 ELB3 L1500	50 W
910505100076	WT120C G2 LED60S/840 PSD ELB3 L1500	49 W
910505100077	WT120C G2 LED80S/840 PSU TW3 L1500	60 W
910505100078	WT120C G2 LED80S/840 PSU MDU L1500	61 W
910505100079	WT120C G2 LED80S/840 PSD L1500	61 W
910505100080	WT120C G2 LED80S/840 PSU L1500 ELB3	63 W
910505101033	WT120C G2 LED60S/840 IA1 TW3 L1500	45.5 W
910505101271	WT120C G2 LED65S/840 WIA L1500	45.5 W
910505101272	WT120C G2 LED65S/840 WIA ELB3 L1500	48.5 W
910505101274	WT120C G2 LED65S/840 WIA TW3 L1500	45.5 W
911401823680	WT120C G2 LED34S/840 PSU L1500	24.3 W
911401823880	WT120C G2 LED60S/840 PSU L1500	42.9 W
911401823980	WT120C G2 LED80S/840 PSU L1500	57.1 W
911401824781	WT120C G2 LED55S/830 PSU L1500	43 W
911401836980	WT120C G2 LED18S/840 PSU PCO L600	15 W
911401837080	WT120C G2 LED25S/840 PSU PCO L1200	20.5 W
911401837180	WT120C G2 LED31S/840 PSU PCO L1500	24.3 W
911401837280	WT120C G2 LED37S/840 PSU PCO L1200	28.6 W
911401837380	WT120C G2 LED57S/840 PSU PCO L1500	42.9 W

CoreLine Waterproof

Order Code	Full Product Name	Ottoteho alussa
911401837480	WT120C G2 LED75S/840 PSU PCO L1500	57.1 W

